

Renaissance Investment Managers

Dear Investors,

Intermittent corrections are good

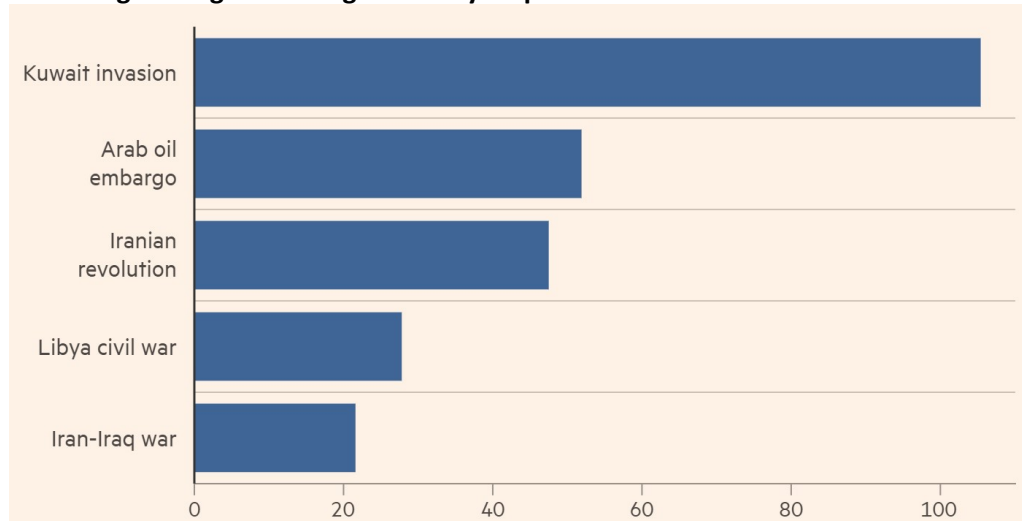
In the last note we highlighted our discomfort on the euphoric rise in select low quality mid cap/ small cap stocks over the last 4-5 months. We highlighted that the ratio of Smallcap 250 index to Nifty 50 Index has moved one side up, thereby approaching its 20-year peak. Some correction over the last 15 days has brought some sanity to the stock prices of these companies. Every bull market, across the globe, creates bubble. But we believe, it's important to burst the bubble before it becomes too big. In that sense, intermittent corrections are good for a healthy equity market.

US Fed, in the latest meeting, maintained its status quo on interest rates. They have kept the doors open for further rate hikes, which we think will continue unless US Fed sees comfortable level of inflation rate for a reasonable period. As always, the commentary was more important. Fed Chairman, Jerome Powell, sounded quite pleased with the effort to bring down inflation. He sounded optimistic that fading pandemic distortions and rising labor supply could help ease supply side inflation pressures. Powell noted that he, like most of the FOMC members, still believes some further softening of the labor market and slowing of growth will be necessary going ahead. However, the more important thing was that US Fed doesn't foresee a recession given the strength of the economy. Consequently, there was some respite to treasury yields. Overall, we believe benign inflation/interest rates augurs well in terms of flows towards growing emerging markets like India.

In another global development, Israel-Hamas war has kept the global markets nervous over last 2 weeks. While the war has had massive impact on human lives, there could be sharp economic consequences for the world as well. The impact would be contingent on two pointers - How severely and how far might the war and its political ramifications spread? Very clearly, this would have a direct impact on energy markets which can in-turn influence global economy.

The Gulf region is a large producer of Oil & Gas resources. Historically, wars in the Gulf region have proved very costly for the world via the steep rise in oil prices (refer chart below). Fortunately, so far, the impact hasn't been huge. In the event the war escalates into a multi-country affair, it would mean high oil prices and its consequent impact on inflation/ global growth would certainly be negative. However, as things stand today, the probability of the Israel-Hamas war getting escalated appears to be on the lower side. Though this would remain a key monitorable over the coming few weeks.

Percentage change in average monthly oil prices three months after the onset of war



Source: World Bank

Corporate India's Q2FY24 results have been broadly on expected lines. In overall context, this is the leanest quarter of the year and delayed festive season has made it relatively less important as well. The earnings season so far, reiterates our belief on two important themes – (a) Strong capex cycle – driven by rising infrastructure spends, private sector capex and continued strengthening of real estate markets and (b) Make in India – this spans across multiple sectors like electronics, defence and railways amongst others.

While Indian economy is not entirely immune to global events, there are inherent strong growth drivers in the economy, which would put it back on growth path after any potential negative global event. We believe that initiatives like Make in India is a multi-decade growth driver. This is further complemented by a very strong banking system, digital economy and increasing consumption spend. This makes us remain optimistic on the prospects of Indian economy. We continue to remain largely invested into the markets. However, we have not compromised on quality, and we will refrain to do so going ahead as well. Our portfolios are positioned in sectors/ stocks which we believe will be the growth leaders over the next 3-5 years.

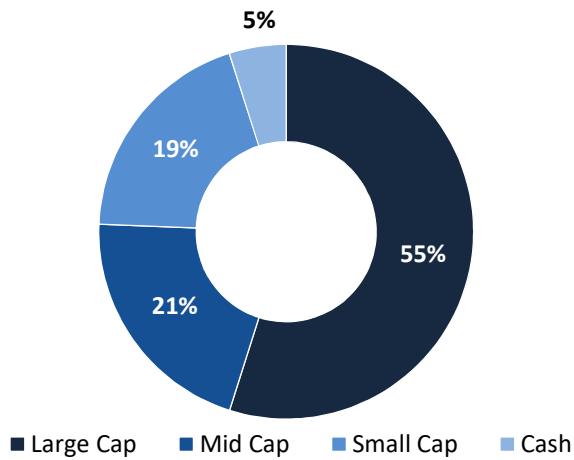
Happy Investing

Pawan Parakh
Portfolio Manager

Returns		(As on 30 th September 2022)		
Fund / Index	1 Year	2 Years	3 Years	
CRISIL AIF Index – CAT III (INR)	-1.53%	23.63%	16.04%	
INDIA NEXT FUND	11.3%	48.77%	24.5%	
INDIA NEXT FUND II	N/A	N/A	N/A	

Theme: Brand, Internet, Technology & Science (BITS)

Portfolio Capitalization



Portfolio Highlights

Particulars	FY24E	FY25E
PAT growth (%)	20.7%	21.1%
ROE (%)	15.2%	16.5%
P/E	30.4	24.4

Top Holdings

Company	Weight(%)
One 97 Communications Ltd	7.77%
Info Edge (India) Ltd	6.00%
Birlasoft Ltd	5.74%
Infosys Ltd	5.09%
Tech Mahindra Ltd	4.99%

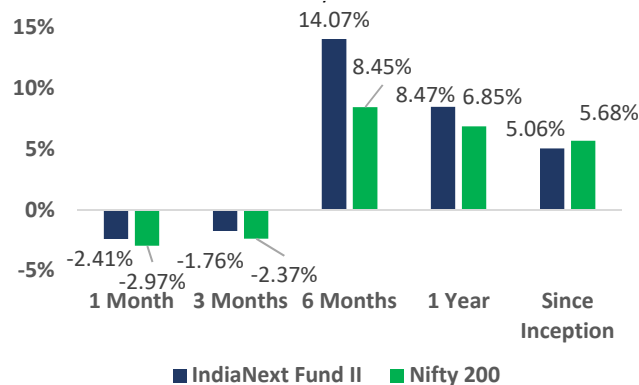
Renaissance India Next Fund II - Risk

Time Period: 01/11/2022 to 31/10/2023
 Calculation Benchmark: IISL Nifty 200

	Portfolio	Index
Std Dev	12.04%	9.83%
Sharpe Ratio	0.11	-0.03
Beta	1.01	1.00
Treynors Ratio	0.01	0.00
Information Ratio	0.24	0.00

Returns

Calculation Benchmark: IISL Nifty 200



Sectoral Weights

Sector	Weight(%)
IT & Tech	28.24%
BFSI	18.76%
Pharma & Chemicals	15.31%
Auto & Logistics	12.14%
Industrials	7.71%

Fund and Benchmarks returns are Pre-tax

Investment Philosophy

Sustainable Quality Growth At Reasonable Price (SQGARP)

 <p>Sustainability</p>	<p>Companies with sustainable and durable business models.</p>
 <p>Quality</p>	<p>Superior quality businesses as demonstrated by Competitive edge, Pricing power, ROE, FCF. Good quality and competent management teams.</p>
 <p>Growth</p>	<p>Business that can deliver superior growth over medium term to long term.</p>
 <p>Price</p>	<p>Ability to invest at reasonable valuations. Fair value approach to valuations. Focus on economic value of business.</p>

Statutory Details: Renaissance Investment Mangers Private Limited ("RIMPL") is registered under SEBI (Portfolio Managers) Regulations, 1993 as a Portfolio Manager vide Registration No. INP000005455. RIMPL is also an Investment Manager to Renaissance Alternate Investment Fund – Category III which is registered with SEBI as Alternate Investment Fund under SEBI (Alternative Investment Funds) Regulations, 2012 vide Registration No: IN/AIF3/18-19/0549.

Disclaimer: The Fund/strategy returns are of a Model Client. The performance related information provided herein is not verified by SEBI. The performance of the stock across individual portfolios may vary significantly from the data depicted above. Returns of individual client may differ depending on timing of entry and exit, timing of additional flows and redemptions, individual client mandates, specific portfolio construction characteristics or structural parameters which may have a bearing on individual portfolio performance. No claims may be made or entertained for any variances between the above performance depictions and that of the stock within individual client portfolios. Neither RIMPL, nor the Fund/Asset Management Company, its Directors, employees or Sponsors shall in any way be liable for any variation noticed in the returns of individual portfolios.

Performance of RIMPL shall have no bearing on the expected performance of the fund/strategy. Past performance of the financial products, instruments and the portfolio may or may not be sustained in future and should not be used as a basis for comparison with other investments. Fund/Strategy returns shown above are post fees & expenses. Clients are not being offered any guaranteed/assured returns. The stocks / sectors mentioned hereinabove should not be construed as an investment advice or a forecast of their expected future performance. These stocks / sectors may or may not form part of the portfolio in future.

Risk Factors: Investing in securities involves certain risks and considerations associated generally with making investments in securities. The value of the portfolio investments may be affected generally by factors affecting financial markets, such as price and volume, volatility in interest rates, currency exchange rates, changes in regulatory and administrative policies of the Government or any other appropriate authority (including tax laws) or other political and economic developments. Consequently, there can be no assurance that the objective of the Portfolio would be achieved. Prospective investors are advised to review the Disclosure Document, PPM and/or, Client Agreement, and other related documents carefully and in its entirety and consult their legal, tax and financial advisors to determine possible legal, tax and financial or any other consequences of investing under this Portfolio, before making an investment decision. RIMPL is not liable or responsible for any loss or shortfall resulting from the operation of the scheme. This document represents the views of Renaissance Investment Mangers Private Limited and must not be taken as the basis for an investment decision. Neither Renaissance Investment Mangers Private Limited nor its affiliates, its Directors or associates shall be liable for any damages including lost revenue or lost profits that may arise from the use of the information contained herein. No representation or warranty is made as to the accuracy, completeness or fairness of the information and opinions contained herein. RIMPL reserves the right to make modifications and alterations to this statement as may be required from time to time.