

FACTSHEET

FEBRUARY 2023



Renaissance Investment Managers

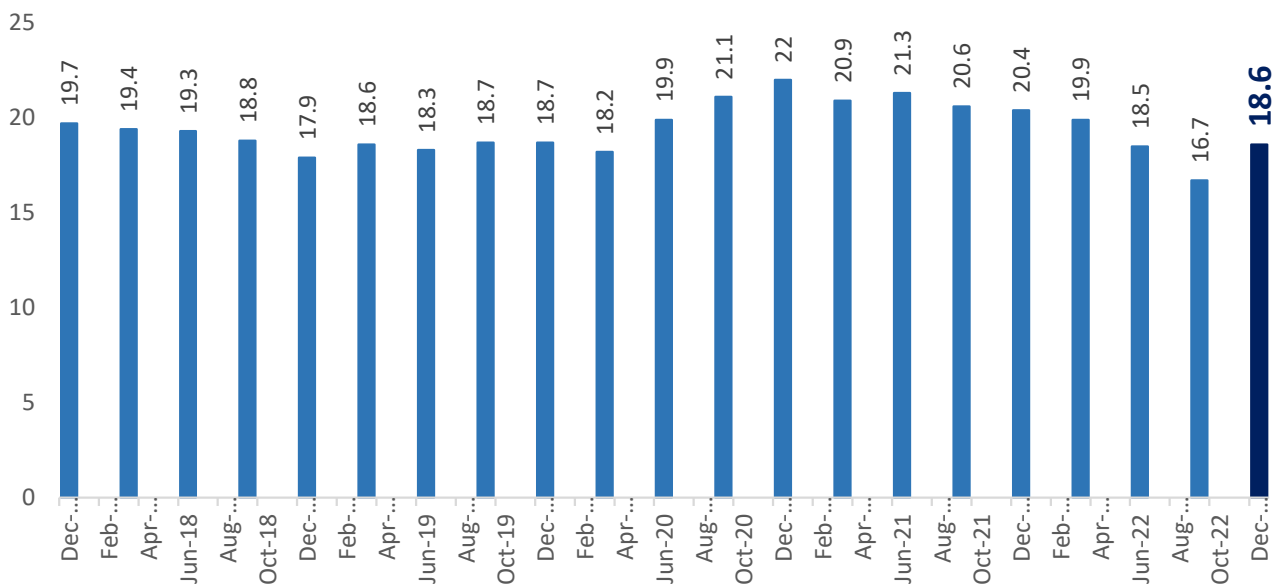
Dear investors,

Sedate quarterly performance + Global uncertainty

Corporate earnings for Dec-22 quarter was broadly in line with consensus estimates. Nifty50 Index reported a revenue growth of ~19% YoY (~1% QoQ growth), largely driven by strong performance from domestic oriented businesses. On the positive side, Financials continue to remain the bright spot while commodities (Metals, Oil & Gas) were a drag on overall earnings. A common theme across the earning season was the demand slowdown post the festive season. While rural demand was anyways subdued, urban demand also witnessed some sluggishness. Consequently, there has been marginal cut of ~1% in NIFTY EPS estimates over the last 2-3 months.

Post the breakout of Russian Ukraine conflict, commodity prices across the board had spiked up, thereby negatively impacting EBITDA margins of Corporate India. With the cool off in commodity prices, EBITDA margins improved in the Dec-22 quarter (refer chart below). We believe, only part of the benefit was evident in Dec-22 quarter and there are further tailwinds to EBITDA margins that should be visible in Mar-23E quarter.

Nifty EBITDA margin (excluding Financials) contracts 180bp to 18.6% YoY

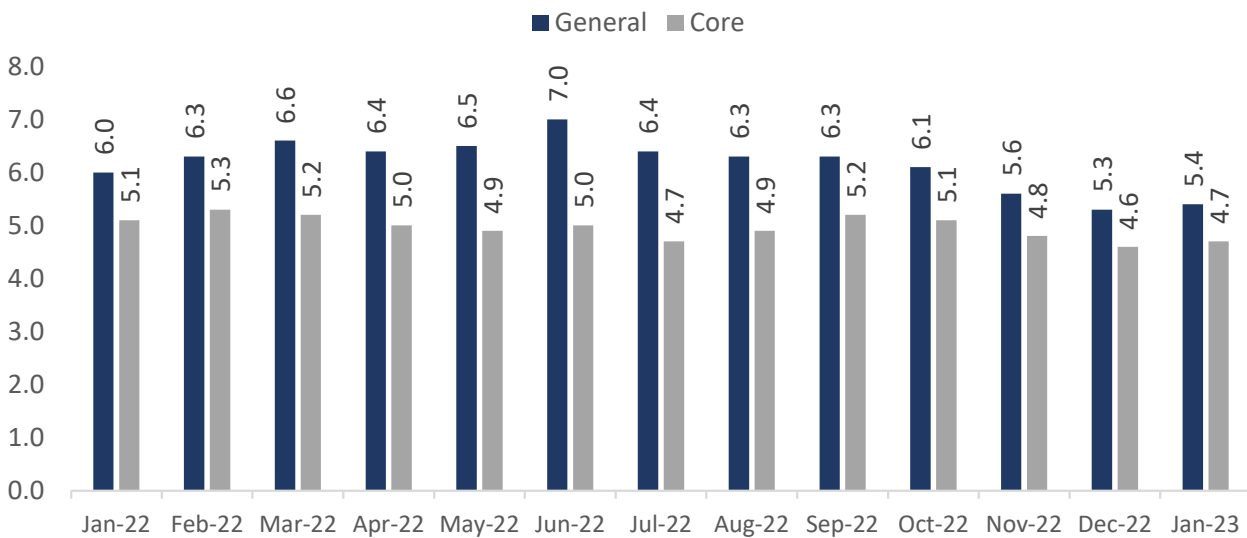


Source: Broker notes

From the global macro standpoint, the recent reading on personal consumption expenditures (PCE) price index has really threw a spanner in the works. While the recent reading of 4.7% is well below the Jun-22 highs, it has been stubbornly stuck at around these levels. Importantly, there has been a month on month increase of ~0.6%. US Fed relies highly on the PCE data. Given US Fed's commitment to price stability and getting inflation back down to 2%, it has no choice but to raise interest rates further. This increases the risk of the so called "hard landing" and hence the markets have been jittery over the last 1 month.

Increase in interest rates in US could potentially mean higher interest rates in India as widening interest rate differential could cause havoc in the currency markets. RBI being cognizant of this fact, had already proactively increased repo rate in 2022. In this backdrop, it is likely that markets would remain choppy in over the next 2-3 months until greater clarity emerges on the inflation trajectory going ahead.

US PCE (personal consumption expenditure) Price Inflation (%)



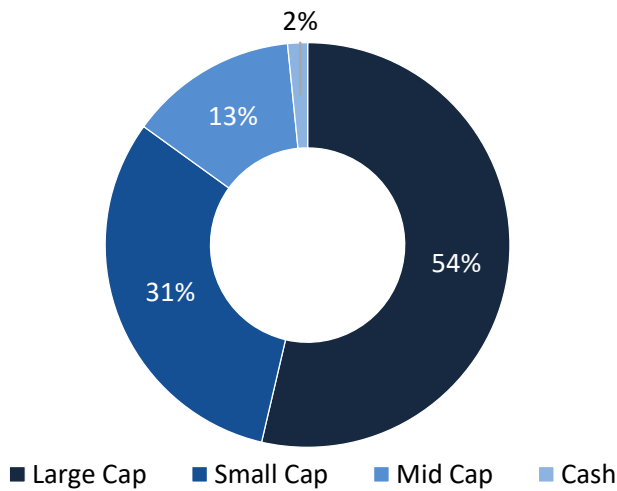
Despite the short-term challenges, we feel very confident on the long term growth outlook of our economy. As we have highlighted earlier, we see a recovery in capex cycle led by multiple factors like government infra spend, China+1, and PLI scheme amongst others. The initial green shoots of this are visible in the quarterly results of leading capital goods companies like L&T, Cummins, ABB and Siemens. A manufacturing driven economic recovery is far more secular in nature, as it generates employment opportunities not only for skilled labour but also for semi-skilled/ unskilled labour. This is similar to what we witnessed over the 2003-07 period. Consequently we continue to position our portfolios towards growth oriented businesses and more importantly towards companies which have strong balance sheets and cash flows. During the course of 2023, as inflation concerns abate gradually, we believe growth would be far more pronounced. In this backdrop, we believe our portfolios are well positioned to deliver superior adjusted returns.

Happy investing!

Pawan Parakh

Portfolio Manager

Portfolio Capitalization



Portfolio Highlights

Portfolio Date: 28/02/2023

Particulars	FY23E	FY24E
PAT growth (%)	28.8%	30.5%
ROE (%)	14.4%	15.20%
P/E	20.5	19.6

Top Holdings

Portfolio Date: 28/02/2023

Company	Weight(%)
ITC	9.33%
ICICI Bank	8.34%
Aptech	7.41%
Sun Pharmaceuticals	5.66%
Bharti Airtel	5.27%

Renaissance India Next Fund - Risk

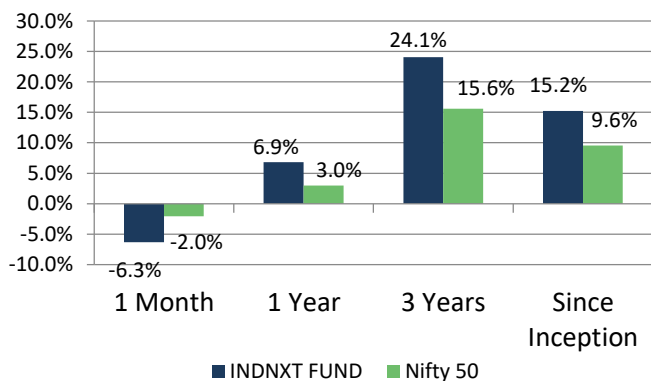
Time Period: 13/08/2018 to 28/02/2023

Calculation Benchmark: IISL Nifty 50

	Portfolio	Index
Return (Annualised)	15.23	9.55
Std Dev (Annualised)	28.78	19.65
Excess Return (Annualised)	5.68	0.0
Sharpe Ratio	0.65	0.55
R2	0.65	1.0
Beta	1.18	1.0

Returns

Calculation Benchmark: IISL Nifty 50



Sectoral Weights

Portfolio Date: 28/02/2023

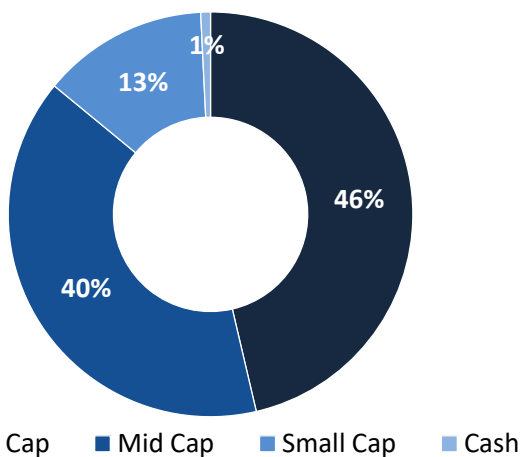
Sector	Weight(%)
Banks & Finance	32.48%
FMCG	11.45%
Pharmaceuticals	10.48%
Automobiles & Logistics	10.31%
IT Consulting & Software	7.41%

Funds Returns are after tax*. And Benchmarks Returns are Pre Tax

*To the extent profit booked

Theme: Brand, Internet, Technology & Science (BITS)

Portfolio Capitalization



Portfolio Highlights

Portfolio Date: 28/02/2023

Particulars	FY23E	FY24E
PAT growth (%)	26.30%	20.80%
ROE (%)	10.70%	13.60%
P/E	39.7	28.7

Top Holdings

Portfolio Date: 28/02/2023

Company	Weight(%)
HDFC Bank	9.28%
Info Edge	7.15%
One 97 Communications	6.72%
Infosys	5.58%
Zydus Lifesciences	5.18%

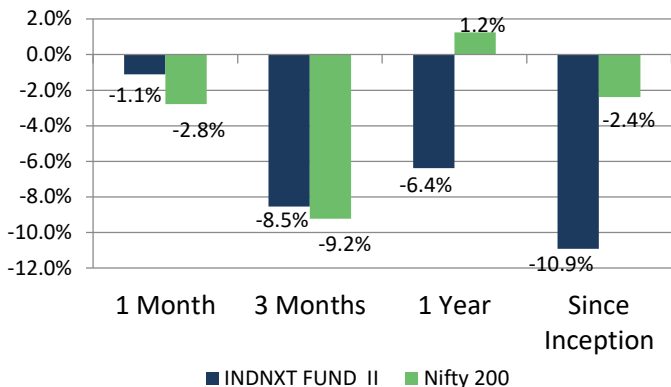
Renaissance India Next Fund - Risk

Time Period: 01/01/2022 to 28/02/2023
 Calculation Benchmark: IISL Nifty 200

	Portfolio	Index
Return	-10.92	-2.38
Std Dev	15.08	14.90
Excess Return	-8.54	0.0
Sharpe Ratio	-0.68	-0.09
R2	0.84	1.0
Beta	0.93	1.0

Returns

Calculation Benchmark: IISL Nifty 200



Sectoral Weights

Portfolio Date: 28/02/2023

Sector	Weight(%)
Banks & Finance	29.30%
IT Consulting & Software	20.42%
Pharmaceuticals	15.80%
FMCG	9.42%
Capital Goods & Engineering	9.40%

Funds Returns are after tax*. And Benchmarks Returns are Pre Tax

*To the extent profit booked

Investment Philosophy

Sustainable Quality Growth At Reasonable Price (SQGARP)



Sustainability

Companies with sustainable and durable business models.



Quality

Superior quality businesses as demonstrated by Competitive edge, Pricing power, ROE, FCF.
Good quality and competent management teams.



Growth

Business that can deliver superior growth over medium term to long term.



Price

Ability to invest at reasonable valuations. Fair value approach to valuations.
Focus on economic value of business.

Statutory Details: Renaissance Investment Mangers Private Limited ("RIMPL") is registered under SEBI (Portfolio Managers) Regulations, 1993 as a Portfolio Manager vide Registration No. INP000005455. RIMPL is also an Investment Manager to Renaissance Alternate Investment Fund – Category III which is registered with SEBI as Alternate Investment Fund under SEBI (Alternative Investment Funds) Regulations, 2012 vide Registration No: IN/AIF3/18-19/0549.

Disclaimer: The Fund/strategy returns are of a Model Client. The performance related information provided herein is not verified by SEBI. The performance of the stock across individual portfolios may vary significantly from the data depicted above. Returns of individual client may differ depending on timing of entry and exit, timing of additional flows and redemptions, individual client mandates, specific portfolio construction characteristics or structural parameters which may have a bearing on individual portfolio performance. No claims may be made or entertained for any variances between the above performance depictions and that of the stock within individual client portfolios. Neither RIMPL, nor the Fund/Asset Management Company, its Directors, employees or Sponsors shall in any way be liable for any variation noticed in the returns of individual portfolios.

Performance of RIMPL shall have no bearing on the expected performance of the fund/strategy. Past performance of the financial products, instruments and the portfolio may or may not be sustained in future and should not be used as a basis for comparison with other investments. Fund/Strategy returns shown above are post fees & expenses. Clients are not being offered any guaranteed/assured returns. The stocks / sectors mentioned hereinabove should not be construed as an investment advice or a forecast of their expected future performance. These stocks / sectors may or may not form part of the portfolio in future.

Risk Factors: Investing in securities involves certain risks and considerations associated generally with making investments in securities. The value of the portfolio investments may be affected generally by factors affecting financial markets, such as price and volume, volatility in interest rates, currency exchange rates, changes in regulatory and administrative policies of the Government or any other appropriate authority (including tax laws) or other political and economic developments. Consequently, there can be no assurance that the objective of the Portfolio would be achieved. Prospective investors are advised to review the Disclosure Document, PPM and/or, Client Agreement, and other related documents carefully and in its entirety and consult their legal, tax and financial advisors to determine possible legal, tax and financial or any other consequences of investing under this Portfolio, before making an investment decision. RIMPL is not liable or responsible for any loss or shortfall resulting from the operation of the scheme. This document represents the views of Renaissance Investment Mangers Private Limited and must not be taken as the basis for an investment decision. Neither Renaissance Investment Mangers Private Limited nor its affiliates, its Directors or associates shall be liable for any damages including lost revenue or lost profits that may arise from the use of the information contained herein. No representation or warranty is made as to the accuracy, completeness or fairness of the information and opinions contained herein. RIMPL reserves the right to make modifications and alterations to this statement as may be required from time to time.