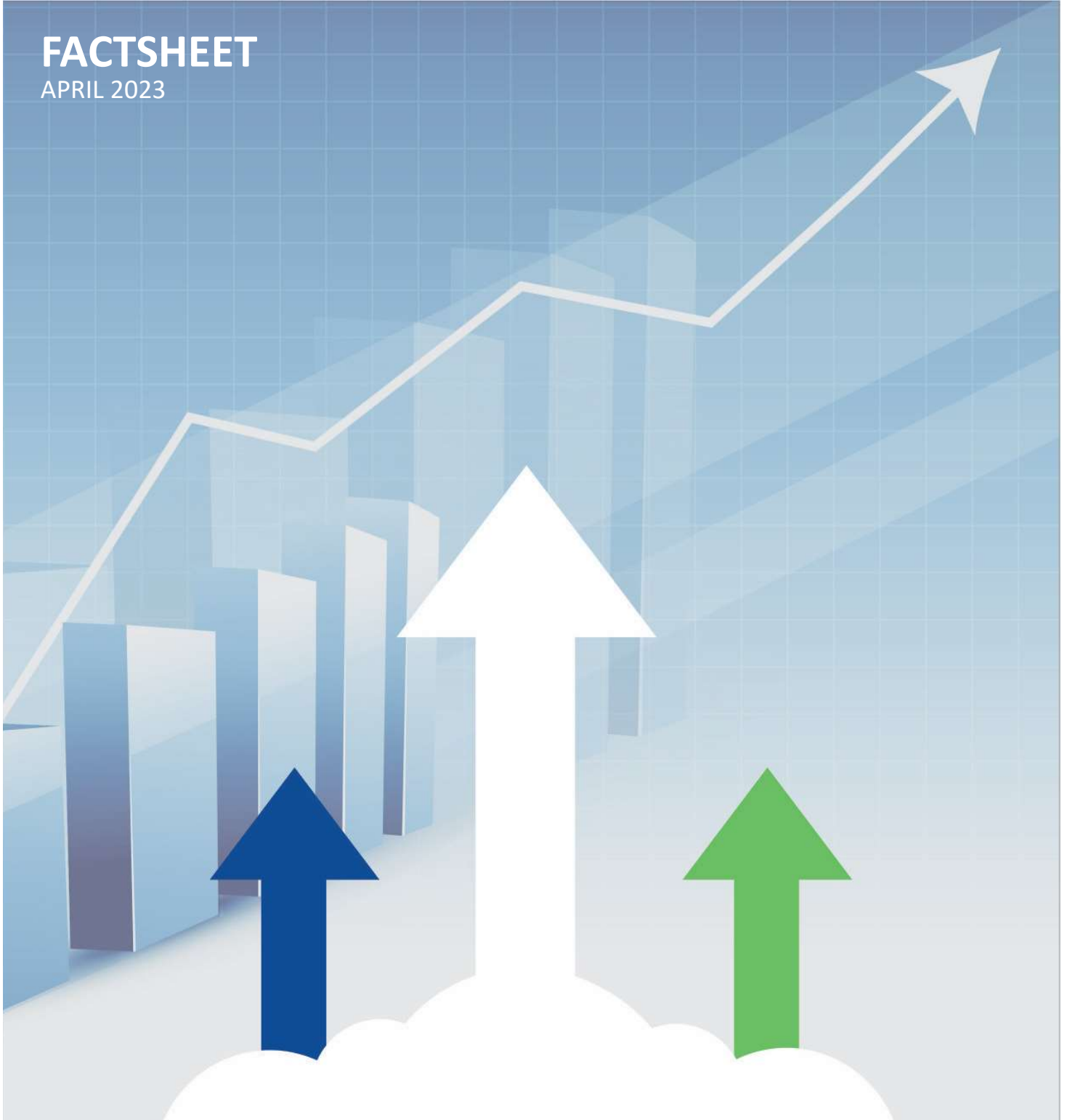


FACTSHEET

APRIL 2023



Renaissance Investment Managers

Dear investors,

Another FOMC meeting, another rate hike!

Over the last one year, inflation and rate hikes have been the buzz words across the financial markets. As per consensus estimates, US Federal reserve is likely to hike interest rates for the 'TENTH' time in the FOMC meeting scheduled this week. However, there are increasing voices which hint that this would perhaps be the last rate hike in the current series of monetary tightening. Given that US economy has started showing signs of slowdown and more importantly, the brewing crisis in the banking sector, we believe the odds are in favor of a pause in rate hikes post May-22. We view this extremely positively as pause in US interest rates will bring sanity to global interest rates, currencies and consequently their economies as well.

Back in India, two key events dominated the market chatter over the last one month viz. Mar23 quarterly/ annual results and Monsoons. Let's discuss both. The results season so far has been dominated primarily by two sectors – IT services and BFSI. On expected lines, both the sectors have shown extreme divergent trends. In the backdrop of deteriorating global macros, IT sector is suffering from growth challenges. Surprisingly few companies have even reported a QoQ decline in revenues, which was way below analyst expectations. Consequently, there have been a spate of downgrades in earnings for most companies in this space. On the contrary, BFSI sector continued its glorious run. The sector is in its golden phase marked by strong growth and steady asset quality.

Revival in capex cycle, buoyant real estate market coupled with steady GDP growth continue to provide tailwinds for the BFSI space, in our opinion. On similar note, we believe sectors/ companies exposed to global markets would face growth challenges and muted demand outlook in the near to medium term. Another important trend, that we would like to monitor is the QoQ improvement in gross/EBITDA margins. This should be an important earnings driver for sectors which are large buyers of commodities viz. Auto, Consumer durables & Industrials amongst others.

On the monsoons for 2023, there have been two conflicting predictions - first by Skymet and then by IMD. Importantly the difference between the two is very marginal. Skymet's prediction stands at 94% vs 96% of IMD. Given that the band for normal range stands at 96% to 104%, IMD's prediction technically stands as 'Normal' and that of Skymet as 'Below Normal'. Going away from jargons, we don't overtly depend on these predictions for making for financial/ economic estimates. This is because, Firstly, because no agency has a consistent track record of predicting with reasonable accuracy. Secondly, more than overall rainfall, what is more important is the temporal & spatial distribution of rainfall. Good part of the country has irrigation facility which can also be an offsetting factor to poor rainfall. Hence, on this issue, we are in wait and watch mode and would monitor the situation as it pans out.

FY23 ended on a high note as far as GST collections are concerned. In this financial year, government revenues have been above estimates which is an indication of multiple things viz. strong underlying growth, increasing formalization of the economy and promising outlook on infrastructure spends. Other key indicators like PMI growth, FASTag collections and UPI transactions point towards a steady domestic macro-economic scenario. In fact, we see some green shoots of recovery in rural sentiments which should get further tailwinds as inflation eases gradually. Recovery in capex cycle is a multi-year theme in India and is now playing out after a lull of over a decade. Despite the global slowdown or intermittent weak consumer demand, private sector capex plans remain unhindered. The same is also reflected in growing order books of industrial companies. Our medium to long term view on the Indian economy continues to remain very sanguine as both consumption and investment theme is expected to witness strong growth.

Happy investing!

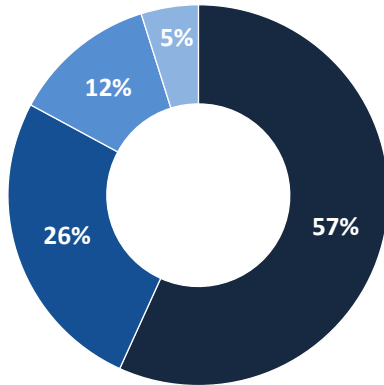
Pawan Parakh

Portfolio Manager

Returns		(As on 30 th September 2022)		
Fund / Index	1 Year	2 Years	3 Years	
CRISIL AIF Index – CAT III (INR)	-1.53%	23.63%	16.04%	
INDIA NEXT FUND	11.3%	48.77%	24.5%	
INDIA NEXT FUND II	N/A	N/A	N/A	

Theme: Brand, Internet, Technology & Science (BITS)

Portfolio Capitalization



■ Large Cap ■ Mid Cap ■ Small Cap ■ Cash

Portfolio Highlights

Portfolio Date: 30/04/2023

Particulars	FY23E	FY24E
PAT growth (%)	26.30%	20.80%
ROE (%)	10.70%	13.60%
P/E	39.7	28.7

Top Holdings

Portfolio Date: 30/04/2023

Company	Weight(%)
HDFC Bank	8.54%
Info Edge	6.74%
One 97 Communications	6.42%
Syngene International Ltd	5.54%
Zydus Lifesciences	5.41%

Renaissance India Next Fund - Risk

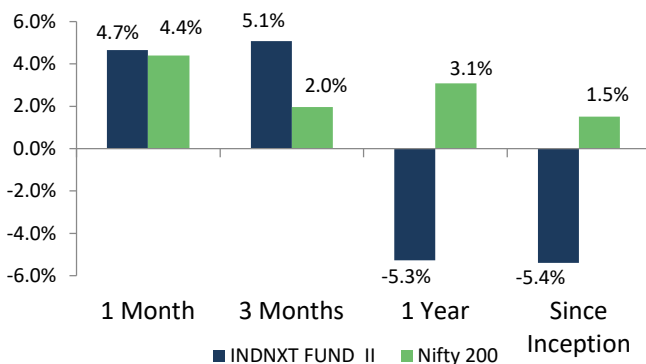
Time Period: 01/01/2022 to 30/04/2023

Calculation Benchmark: IISL Nifty 200

	Portfolio	Index
Std Dev	14.94	14.44
Excess Return (Annualised)	-6.9	0.00
Sharpe Ratio	-0.29	0.17
R2	0.85	1.00
Beta	0.95	1.00

Returns

Calculation Benchmark: IISL Nifty 200



Funds Returns are after tax*. And Benchmarks Returns are Pre Tax

*To the extent profit booked



Sectoral Weights

Portfolio Date: 30/04/2023

Sector	Weight(%)
Banks & Finance	28.75%
IT Consulting & Software	20.18%
Pharmaceuticals	15.51%
FMCG	9.36%
Capital Goods & Engineering	9.34%

Investment Philosophy

Sustainable Quality Growth At Reasonable Price (SQGARP)

 <p>Sustainability</p>	<p>Companies with sustainable and durable business models.</p>
 <p>Quality</p>	<p>Superior quality businesses as demonstrated by Competitive edge, Pricing power, ROE, FCF. Good quality and competent management teams.</p>
 <p>Growth</p>	<p>Business that can deliver superior growth over medium term to long term.</p>
 <p>Price</p>	<p>Ability to invest at reasonable valuations. Fair value approach to valuations. Focus on economic value of business.</p>

Statutory Details: Renaissance Investment Mangers Private Limited (“RIMPL”) is registered under SEBI (Portfolio Managers) Regulations, 1993 as a Portfolio Manager vide Registration No. INP000005455. RIMPL is also an Investment Manager to Renaissance Alternate Investment Fund – Category III which is registered with SEBI as Alternate Investment Fund under SEBI (Alternative Investment Funds) Regulations, 2012 vide Registration No: IN/AIF3/18-19/0549.

Disclaimer: The Fund/strategy returns are of a Model Client. The performance related information provided herein is not verified by SEBI. The performance of the stock across Individual portfolios may vary significantly from the data depicted above. Returns of individual client may differ depending on timing of entry and exit, timing of additional flows and redemptions, individual client mandates, specific portfolio construction characteristics or structural parameters which may have a bearing on individual portfolio performance. No claims may be made or entertained for any variances between the above performance depictions and that of the stock within individual client portfolios. Neither RIMPL, nor the Fund/Asset Management Company, its Directors, employees or Sponsors shall in any way be liable for any variation noticed in the returns of individual portfolios.

Performance of RIMPL shall have no bearing on the expected performance of the fund/strategy. Past performance of the financial products, instruments and the portfolio may or may not be sustained in future and should not be used as a basis for comparison with other investments. Fund/Strategy returns shown above are post fees & expenses. Clients are not being offered any guaranteed/assured returns. The stocks / sectors mentioned hereinabove should not be construed as an investment advice or a forecast of their expected future performance. These stocks / sectors may or may not form part of the portfolio in future.

Risk Factors: Investing in securities involves certain risks and considerations associated generally with making investments in securities. The value of the portfolio investments may be affected generally by factors affecting financial markets, such as price and volume, volatility in interest rates, currency exchange rates, changes in regulatory and administrative policies of the Government or any other appropriate authority (including tax laws) or other political and economic developments. Consequently, there can be no assurance that the objective of the Portfolio would be achieved. Prospective investors are advised to review the Disclosure Document, PPM and/or, Client Agreement, and other related documents carefully and in its entirety and consult their legal, tax and financial advisors to determine possible legal, tax and financial or any other consequences of investing under this Portfolio, before making an investment decision. RIMPL is not liable or responsible for any loss or shortfall resulting from the operation of the scheme. This document represents the views of Renaissance Investment Mangers Private Limited and must not be taken as the basis for an investment decision. Neither Renaissance Investment Mangers Private Limited nor its affiliates, its Directors or associates shall be liable for any damages including lost revenue or lost profits that may arise from the use of the information contained herein. No representation or warranty is made as to the accuracy, completeness or fairness of the information and opinions contained herein. RIMPL reserves the right to make modifications and alterations to this statement as may be required from time to time.