

FACTSHEET

SEPTEMBER 2023



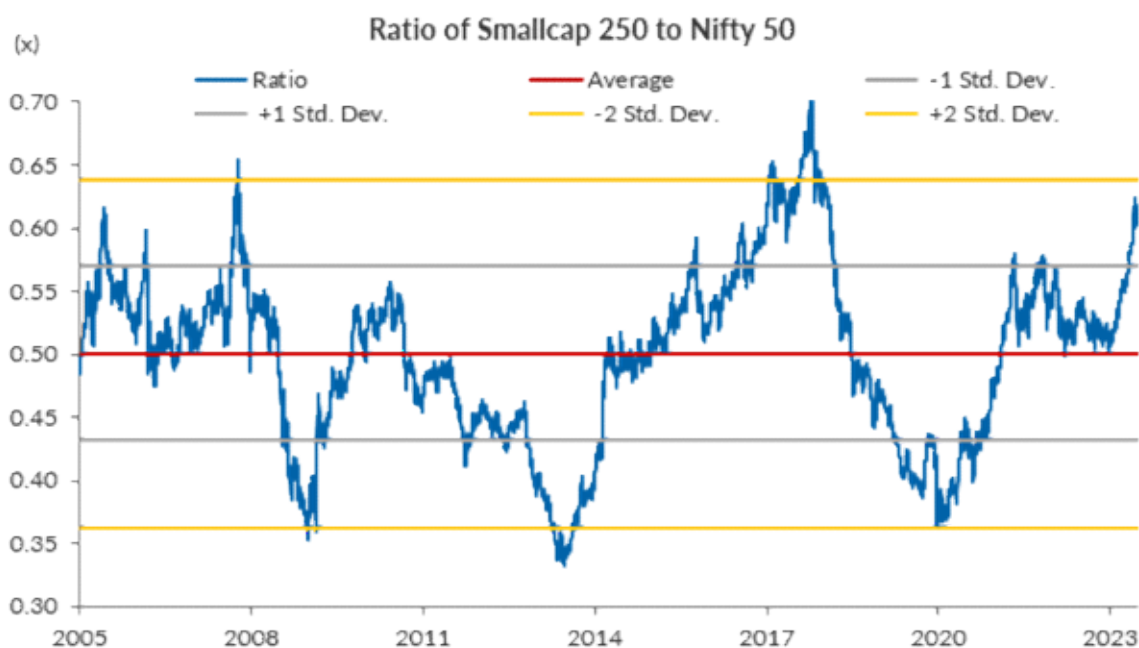
Renaissance Investment Managers

Dear Investors,

Optimism vs. Euphoria

In a recent development, Indian GSEC's have been introduced in the JP Morgan GBI-EM indices, which could provide ~USD 30bn of fresh inflows in the economy. Current FPI ownership of Indian GSEC's is quite low at ~1.6% which can potentially increase by additional 2-3% over the next 18 months. This should help in providing some stability in terms of debt flows. More importantly, it acts as a great balancing factor for INR at a time when global volatility continues unabated. Essentially this also highlights the stability of Indian economy and that it continues to tread well on its growth path. This augurs well for equity markets and makes a compelling case to remain optimistic on Indian equities.

Over last few years, we have continued to express our positive view on the Indian economy and urged investors to remain invested into the markets. However, in the last couple of months, we sense some euphoric momentum in select mid cap/ small cap stocks. As highlighted in chart below, the ratio of Smallcap 250 index to Nifty 50 is moving one side on the way up and is now approaching its 20-year peak. At the same time, these smaller companies have witnessed a substantial increase in the number of investor meetings & plant visits. Fund raise activity & block deals in these stocks also continue to maintain its momentum.



A lot of companies with mediocre business models and not so very great managements have started to look attractive with no meaningful change in their ways of functioning. In our opinion, this is just the time when investors can potential lower their guard and get tempted to chase low quality/ high momentum stocks. At Renaissance, we continue to resist this temptation, even if it comes at the cost of short-term underperformance.

On the fundamental side, India has made some strategic choices in terms of

- (a) Driving the manufacturing economy (Atmanirbhar Bharat)
- (b) Digital push (UPI, DBT etc)
- (c) Increasing infrastructure spend/ improving logistical efficiency and
- (d) formalisation of the economy (rising GST collections) amongst others.

We believe, Indian economy is witnessing a monumental shift in its growth levers, which has a potential to drive India's GDP growth at high single digits (potentially double digit as well) for a long period of time. Some of the lead indicators are already visible viz. success of PLI schemes, robust growth in tax collections and strong growth in bank credit.

In this backdrop, we continue to remain optimistic on the growth prospects of the Indian economy. India is and will continue remain the fastest growing economy over many years to come. We remain focus on companies with sustainable business model and secular growth outlook. There will be bouts of euphoria, as has been witnessed multiple times in the past. However, we believe euphoria is temporary, quality stays permanent. We have not compromised on quality, and we will refrain to do so going ahead as well. Our portfolios are positioned in sectors/ stocks which we believe will be the growth leaders over the next 3-5 years. On a medium to long term basis, our performance has been resilient, and we expect the same to continue going ahead as well.

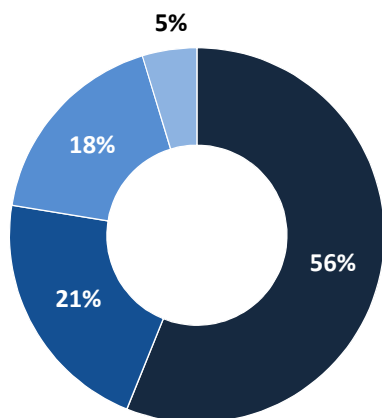
Happy Investing

Pawan Parakh
Portfolio Manager

Returns		(As on 30th September 2022)		
Fund / Index	1 Year	2 Years	3 Years	
CRISIL AIF Index – CAT III (INR)	-1.53%	23.63%	16.04%	
INDIA NEXT FUND	11.3%	48.77%	24.5%	
INDIA NEXT FUND II	N/A	N/A	N/A	

Theme: Brand, Internet, Technology & Science (BITS)

Portfolio Capitalization



■ Large Cap ■ Mid Cap ■ Small Cap ■ Cash

Portfolio Highlights

Particulars	FY24E	FY25E
PAT growth (%)	32.3%	21.7%
ROE (%)	15.5%	16.2%
P/E	30.8	25.0

Top Holdings

Company	Weight(%)
One 97 Communications	7.08%
Info Edge	5.98%
Syngene International	5.29%
Tech Mahindra	5.27%
Zydus Lifesciences	5.15%

Renaissance India Next Fund II - Risk

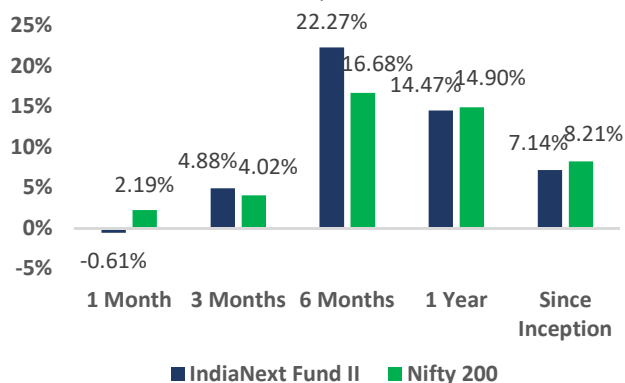
Time Period: 01/01/2022 to 30/09/2023

Calculation Benchmark: IISL Nifty 200

	Portfolio	Index
Std Dev	14.70	13.39
Excess Return (Annualized)	4.94	7.80
Sharpe Ratio	0.40	0.63
R2	0.80	1.00
Beta	0.98	1.00

Returns

Calculation Benchmark: IISL Nifty 200



■ IndiaNext Fund II ■ Nifty 200





Sectoral Weights

Sector	Weight(%)
IT & Technology	27.06%
BFSI	20.41%
Pharma & Chemicals	15.46%
Auto & Logistics	12.24%
Industrials	7.73%

Fund and Benchmarks returns are Pre-tax

Investment Philosophy

Sustainable Quality Growth At Reasonable Price (SQGARP)

 <p>Sustainability</p>	<p>Companies with sustainable and durable business models.</p>
 <p>Quality</p>	<p>Superior quality businesses as demonstrated by Competitive edge, Pricing power, ROE, FCF. Good quality and competent management teams.</p>
 <p>Growth</p>	<p>Business that can deliver superior growth over medium term to long term.</p>
 <p>Price</p>	<p>Ability to invest at reasonable valuations. Fair value approach to valuations. Focus on economic value of business.</p>

Statutory Details: Renaissance Investment Mangers Private Limited ("RIMPL") is registered under SEBI (Portfolio Managers) Regulations, 1993 as a Portfolio Manager vide Registration No. INP000005455. RIMPL is also an Investment Manager to Renaissance Alternate Investment Fund – Category III which is registered with SEBI as Alternate Investment Fund under SEBI (Alternative Investment Funds) Regulations, 2012 vide Registration No: IN/AIF3/18-19/0549.

Disclaimer: The Fund/strategy returns are of a Model Client. The performance related information provided herein is not verified by SEBI. The performance of the stock across Individual portfolios may vary significantly from the data depicted above. Returns of individual client may differ depending on timing of entry and exit, timing of additional flows and redemptions, individual client mandates, specific portfolio construction characteristics or structural parameters which may have a bearing on individual portfolio performance. No claims may be made or entertained for any variances between the above performance depictions and that of the stock within individual client portfolios. Neither RIMPL, nor the Fund/Asset Management Company, its Directors, employees or Sponsors shall in any way be liable for any variation noticed in the returns of individual portfolios.

Performance of RIMPL shall have no bearing on the expected performance of the fund/strategy. Past performance of the financial products, instruments and the portfolio may or may not be sustained in future and should not be used as a basis for comparison with other investments. Fund/Strategy returns shown above are post fees & expenses. Clients are not being offered any guaranteed/assured returns. The stocks / sectors mentioned hereinabove should not be construed as an investment advice or a forecast of their expected future performance. These stocks / sectors may or may not form part of the portfolio in future.

Risk Factors: Investing in securities involves certain risks and considerations associated generally with making investments in securities. The value of the portfolio investments may be affected generally by factors affecting financial markets, such as price and volume, volatility in interest rates, currency exchange rates, changes in regulatory and administrative policies of the Government or any other appropriate authority (including tax laws) or other political and economic developments. Consequently, there can be no assurance that the objective of the Portfolio would be achieved. Prospective investors are advised to review the Disclosure Document, PPM and/or, Client Agreement, and other related documents carefully and in its entirety and consult their legal, tax and financial advisors to determine possible legal, tax and financial or any other consequences of investing under this Portfolio, before making an investment decision. RIMPL is not liable or responsible for any loss or shortfall resulting from the operation of the scheme. This document represents the views of Renaissance Investment Mangers Private Limited and must not be taken as the basis for an investment decision. Neither Renaissance Investment Mangers Private Limited nor its affiliates, its Directors or associates shall be liable for any damages including lost revenue or lost profits that may arise from the use of the information contained herein. No representation or warranty is made as to the accuracy, completeness or fairness of the information and opinions contained herein. RIMPL reserves the right to make modifications and alterations to this statement as may be required from time to time.