

AIF FACTSHEET

OCTOBER 2024



Renaissance Investment Managers

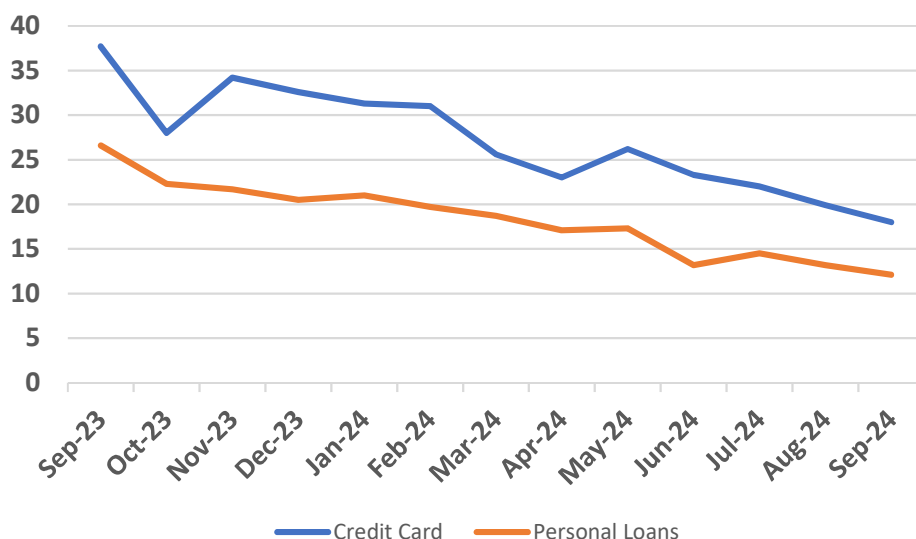
Dear Investors,

Hitting a softer growth patch

India's economic indicators have been pointing to growth moderation in recent months. The widespread demand softness is primarily caused by lower government capex spending and credit tightening in the retail unsecured (consumption) segment. In 1HFY25, central government's capex was down 15% yoy, merely 37% of the annual budget vs. 52% in 1HFY24.

Nonetheless, we believe this slowdown is temporary, and a pick-up is likely in 2HFY25, even as the government might undershoot its FY25 capex budget of INR 11.1 trillion. The required monthly capex spending for 2H is INR 1.16tn, compared to INR 0.69tn per month incurred in 1H. Further, banking-sector liquidity has eased since July/August, and overall credit and deposit growth rates remain healthy. Finally, the real estate sector is likely to witness a surge in pre-sales in 2HFY25.

Growth in outstanding Credit Card and Personal Loans (% YoY)



Source: Broker Report

Weak 2Q earnings season so far, led by commodities and consumer companies

While the market appeared nonchalant about earnings slowdown post 1QFY25, the 2Q earnings season has made it sit up and take notice. For the 1150+ listed companies that have reported 2Q so far, the aggregate topline growth is 7.5% yoy, but the profits are down 5.2% [Source: CMIE]. Furthermore, aggregate Revenue/PAT growth of 34 Nifty-50 companies was 5%/0% yoy in 2Q, dragged down by Oil & Gas, Metals, Cement, and FMCG sectors. Nonetheless, earnings from the BFSI, IT and Pharma sectors have broadly met the expectations. Overall, FY25 consensus estimates of Nifty-50 EPS have seen 1-2% downgrades so far, and now the expected EPS growth is around 6-7% this year.

Markets to remain in consolidation-mode in the near term

All major stock indices (Nifty-50, Nifty-100, Nifty-200 and Nifty-500) are now down 8-9% from their peaks seen in late September. A slowdown in India's macros and earnings has come at a time, when market valuations were somewhat punchy (10% above historical average) and China has unleashed massive monetary and fiscal stimulus. Further: (1) India is seeing rising equity supply (IPOs, QIPs); and (2) 10-year bond yields in the US have moved up sharply, causing dollar to strengthen. All these factors have combined to drive significant FPI outflows from India. Net FPI equity outflows in October were INR 940bn (US\$11.2bn), highest ever in a month, well ahead of the INR 610bn outflows seen in March 2020. Nonetheless, domestic equity inflows remain robust (>INR 340bn in September) and supportive of markets.

Market valuations and outlook

At roughly 24,000 level currently, Nifty-50 index is priced at a 1-year forward P/E of around 21x on the consensus earnings estimates, which is about 5% ahead of the last 10-year average valuations (20x). Broader market may remain range-bound in the near-term, driven by volatility in FPI flows (China stimulus) and temporary moderation in corporate earnings growth. Nonetheless, we remain bullish from a medium-to-long term perspective, and believe that markets now primarily offer a compounding opportunity, driven by earnings growth. Our outlook of 13-15% Nifty EPS growth for FY26 remains intact.

Mid-cycle correction in a bull market—time to be selective

A side-ways market with narrowing breadth, aligns favorably with our investment approach of building focused portfolios of quality companies that can deliver sustainable growth over the medium to long term. We are invested in pockets having attractive valuations (e.g. private sector financials, housing NBFCs, select PSUs), as well as pockets that we expect would deliver higher amount and/or longevity of earnings growth at reasonable prices (such as IT, Pharma, Industrials & Capital Goods, Telecoms, Capital Markets etc.). This should protect our portfolio in the events of any intermittent corrections. We continue to maintain our disciplined and stock selection process to ensure long term, sustainable returns for our investors.

Happy Investing

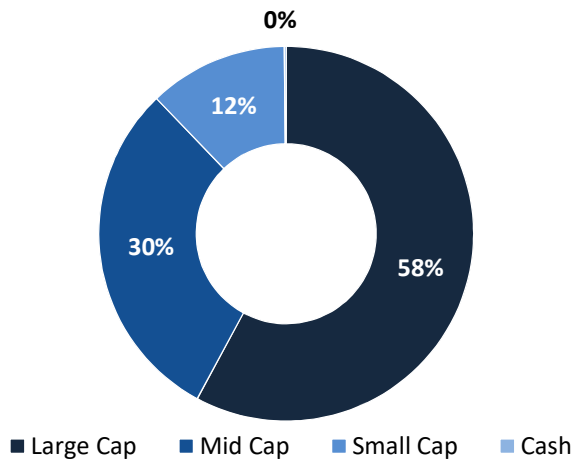
Pankaj Murarka
Founder & CIO

Pre-Tax Returns		(As on 30 th September 2023)			
Fund / Index	1 Year	2 Years	3 Years	5 Years	
CRISIL AIF Index – CAT III (INR)	15.5%	7.0%	20.6%	13.5%	
INDIA NEXT FUND II	15.1%	N/A	N/A	N/A	
INDIA NEXT FUND III	N/A	N/A	N/A	N/A	

N/A – As the respective fund has not completed 1yr, 2yr, 3yr and 5yr as on 30th September 2023. Returns for more than one year are annualized.

Theme: Brand, Internet, Technology & Science (BITS)

Portfolio Capitalization



Portfolio Highlights

Particulars	FY24	FY25E	FY26E
PAT growth (%)	32.0	38.7	27.1
ROE (%)	13.7	14.0	16.2
P/E	48.1	42.6	33.5

Top Holdings

Company	Weight(%)
Motilal Oswal Financial Services Ltd	8.55%
Tech Mahindra Ltd	8.23%
Info Edge (India) Ltd	7.54%
HDFC Bank Ltd	6.16%
One 97 Communications Ltd	4.68%

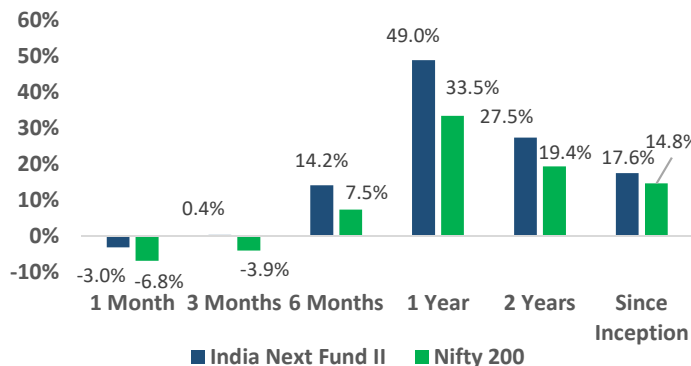
Renaissance India Next Fund II - Risk

Time Period: Last 12 Months
 Calculation Benchmark: IISL Nifty 200

	Portfolio	Nifty 200
Std Dev	17.03%	14.39%
Sharpe Ratio	2.49	1.87
Beta	1.03	1.00
Treynors Ratio	0.41	-
Information Ratio	1.87	-

Returns

Calculation Benchmark: IISL Nifty 200



Sectoral Weights

Sector	Weight(%)
BFSI	31.09%
IT & Tech	30.10%
Consumer Discretionary	12.54%
Pharma & Chemicals	11.68%
Industrials	4.74%

Fund and Benchmarks returns are Pre-tax

Investment Philosophy

Sustainable Quality Growth At Reasonable Price (SQGARP)

 <p>Sustainability</p>	<p>Companies with sustainable and durable business models.</p>
 <p>Quality</p>	<p>Superior quality businesses as demonstrated by Competitive edge, Pricing power, ROE, FCF. Good quality and competent management teams.</p>
 <p>Growth</p>	<p>Business that can deliver superior growth over medium term to long term.</p>
 <p>Price</p>	<p>Ability to invest at reasonable valuations. Fair value approach to valuations. Focus on economic value of business.</p>

Statutory Details: Renaissance Investment Mangers Private Limited ("RIMPL") is registered under SEBI (Portfolio Managers) Regulations, 1993 as a Portfolio Manager vide Registration No. INP000005455. RIMPL is also an Investment Manager to Renaissance Alternate Investment Fund – Category III which is registered with SEBI as Alternate Investment Fund under SEBI (Alternative Investment Funds) Regulations, 2012 vide Registration No: IN/AIF3/18-19/0549.

Disclaimer: The Fund/strategy returns are of a Model Client. The performance related information provided herein is not verified by SEBI. The performance of the stock across individual portfolios may vary significantly from the data depicted above. Returns of individual client may differ depending on timing of entry and exit, timing of additional flows and redemptions, individual client mandates, specific portfolio construction characteristics or structural parameters which may have a bearing on individual portfolio performance. No claims may be made or entertained for any variances between the above performance depictions and that of the stock within individual client portfolios. Neither RIMPL, nor the Fund/Asset Management Company, its Directors, employees or Sponsors shall in any way be liable for any variation noticed in the returns of individual portfolios.

Performance of RIMPL shall have no bearing on the expected performance of the fund/strategy. Past performance of the financial products, instruments and the portfolio may or may not be sustained in future and should not be used as a basis for comparison with other investments. Fund/Strategy returns shown above are post fees & expenses. Clients are not being offered any guaranteed/assured returns. The stocks / sectors mentioned hereinabove should not be construed as an investment advice or a forecast of their expected future performance. These stocks / sectors may or may not form part of the portfolio in future.

Risk Factors: Investing in securities involves certain risks and considerations associated generally with making investments in securities. The value of the portfolio investments may be affected generally by factors affecting financial markets, such as price and volume, volatility in interest rates, currency exchange rates, changes in regulatory and administrative policies of the Government or any other appropriate authority (including tax laws) or other political and economic developments. Consequently, there can be no assurance that the objective of the Portfolio would be achieved. Prospective investors are advised to review the Disclosure Document, PPM and/or, Client Agreement, and other related documents carefully and in its entirety and consult their legal, tax and financial advisors to determine possible legal, tax and financial or any other consequences of investing under this Portfolio, before making an investment decision. RIMPL is not liable or responsible for any loss or shortfall resulting from the operation of the scheme. This document represents the views of Renaissance Investment Mangers Private Limited and must not be taken as the basis for an investment decision. Neither Renaissance Investment Mangers Private Limited nor its affiliates, its Directors or associates shall be liable for any damages including lost revenue or lost profits that may arise from the use of the information contained herein. No representation or warranty is made as to the accuracy, completeness or fairness of the information and opinions contained herein. RIMPL reserves the right to make modifications and alterations to this statement as may be required from time to time.