


AIF FACTSHEET

MAY 2024



Renaissance Investment Managers

Dear Investors,

Coalition government and politics returns; however, policy and macro direction unlikely to change

Markets are digesting the negative surprise of BJP retaining power without a simple majority on its own this time. As long as Mr. Modi remains at the helm and coalition/alliance partners remain supportive, we expect policy-continuity in a directional sense, be it Capex (Infra, Defense spending) or Manufacturing (PLI schemes, Make in India initiatives).

Some increase in populist/welfare spending seems likely, depending on the lessons learnt from the election setback, and given that a few major States are scheduled to go for Assembly Elections this year (Maharashtra, Haryana). However, this need not be at the expense of government's infra/capex spending budgets in our view, which points to a slower-than-expected fiscal-consolidation path in future.

India growth story is broadly intact—more and more stars continue to align

1. **GDP growth momentum continues to surprise positively.** 4QFY24 GDP growth was 7.8%, and the full-year FY24 growth came in at 8.2%, led by 9.0% growth in GFCF, even as Private Consumption growth was muted at 4.0%. Looking at the supply side, real GVA growth was 7.2% in FY24, led by Manufacturing/Construction growth of 9.9%/9.9%, while Services grew by 7.6%. Growth outlook for FY25 has now been raised to near 7% by most analysts, as well as by IMF/WB/ADB/S&P.

2. **Domestic CPI inflation is under control** at 4.8%, while core-CPI remains even lower at 3.2% as of April 2024. Outlook for average CPI inflation in FY25 is 4.5%.

3. **Brent Crude Oil prices** have now fallen below US\$80/bbl, on concerns of demand slowdown.

4. **US 10-year Treasury yields have softened** from their recent peak of 4.70% in April to now below 4.35%, on prospects of a slowing US economy amid continued dis-inflationary trends.

5. **India 10-year G-Sec yield** hovering around 7.0%, down from 7.4% around six-months ago.

6. **Prospects of 25-50 bps of repo rate cut in 2HFY25 by RBI** remain intact, as inflation has been coming under control, and USD-INR remains fairly stable in the 83-84 band.

7. **Green shoots of rural recovery** are being spotted—consumer companies such as Dabur, Emami, Pidilite and even Crompton, have highlighted good rural growth in their 4QFY24 results. Monsoons have been predicted by IMD to be good, at 106% of LPA (long period average).

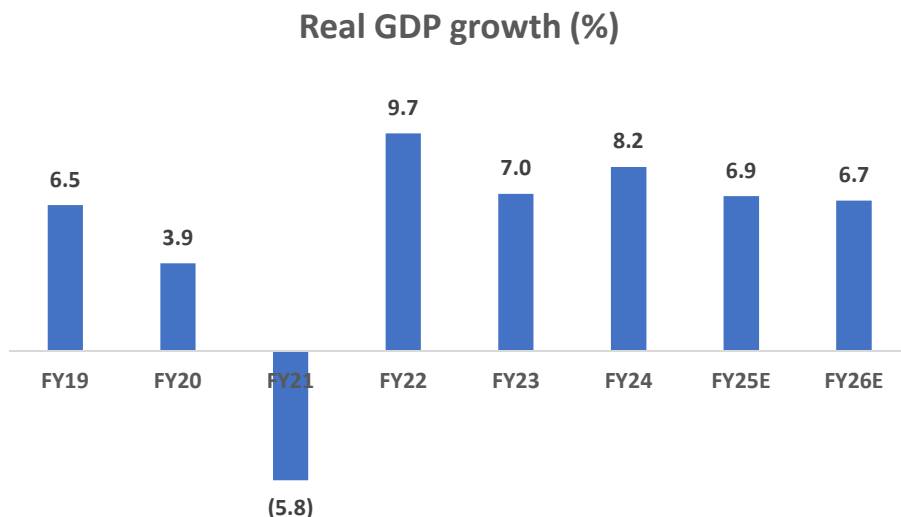
8. **Corporate earnings growth:** Nifty-50 profits rose 12% in 4QFY24, driving upgrades to FY25/26 EPS forecasts. The FY24 profit growth was 20%, boosted by accounting/abnormal profit growth of Coal India, and BPCL/HPCL; excluding these three, Nifty-50 profit growth was 13% in FY24.

9. **Domestic MF equity inflows** remain supportive, even as FPI outflows have been around US\$3bn CYTD. Domestic monthly equity flows have been in the range of INR 190-270bn.

10. **Geopolitical conditions have been stable** and do not seem to be worsening at the margin.

Any adverse tax changes (including taxes on capital gains) in the Union Budget in July could cause short-term volatility in the market.

Exhibit 1: Real GDP growth is expected at 6.5-7.0% in the next two years



Source: Broker Report

Portfolio & Market Outlook

We expect Nifty-50 earnings outlook to remain intact at about mid-teen CAGR in the medium-term. Post recent earnings upgrades, Nifty index [21,900 on 4th June] is trading at just under 17x on FY26 estimates, which is marginally below its last 10-year average of 17.5x (forward P/E multiple).

We see the much-needed correction and near-term volatility as opportunities to put incremental capital to work as the medium-term growth outlook for Indian economy continues to remain healthy on back of continuity in economic policies. Engineering and Capital Goods sector has done very well in the last 12 months; our portfolios were fairly exposed to the sector with investment in good quality companies like ABB, Cummins, Siemens, Larsen & Toubro. We have done partial profit booking in the sector due to stretched valuations, though the medium-term outlook for the sector continues to remain healthy. We have increased our exposure to the IT sector in the last few months as we believe IT sector should witness healthy recovery from 2H FY25. Our portfolios are well balanced across sectors with focus on good quality, high growth companies.

Happy Investing

Pankaj Murarka
Founder & CIO

Pre-Tax Returns

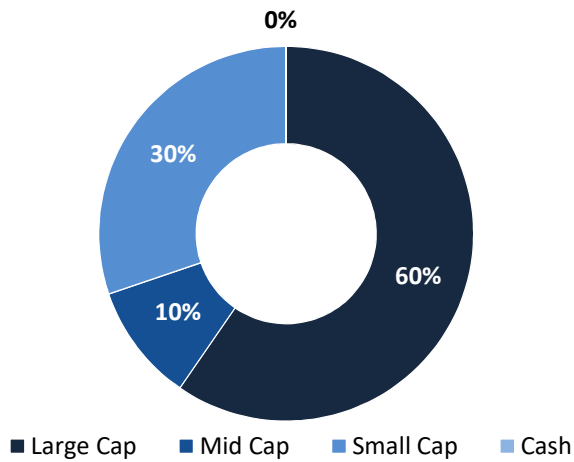
(As on 30th September 2023)

Fund / Index	1 Year	2 Years	3 Years	5 Years
CRISIL AIF Index – CAT III (INR)	15.5%	7.0%	20.6%	13.5%
INDIA NEXT FUND III	N/A	N/A	N/A	N/A

N/A – As the fund has not completed 1yr, 2yr, 3yr and 5yr as on 30th September 2023. Returns for more than one year are annualized.

Theme: India Growth 2.0

Portfolio Capitalization



Portfolio Highlights

Particulars	FY24	FY25E	FY26E
PAT growth (%)	25.5	20.1	19.6
ROE (%)	14.0	15.0	16.0
P/E	31.4	29.4	26.4

Top Holdings

Company	Weight(%)
Larsen & Toubro Ltd	8.31%
State Bank of India	8.13%
Tech Mahindra Ltd	7.21%
ICICI Bank Ltd	5.50%
Info Edge (India) Ltd	4.80%

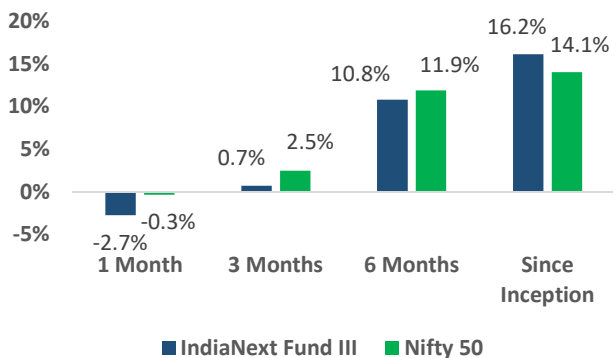
Renaissance India Next Fund III - Risk

Time Period: Last 12 Months
 Calculation Benchmark: IISL Nifty 50

	Portfolio	Index
Std Dev	NA	NA
Sharpe Ratio	NA	NA
Beta	NA	NA
Treynors Ratio	NA	NA
Information Ratio	NA	NA

Returns

Calculation Benchmark: IISL Nifty 50



Sectoral Weights

Sector	Weight(%)
BFSI	29.32%
IT & Tech	22.95%
Industrials	13.96%
Pharma & Chemicals	13.71%
Real Estate & Building Materials	5.63%

Fund and Benchmarks returns are Pre-tax

Investment Philosophy

Sustainable Quality Growth At Reasonable Price (SQGARP)

 <p>Sustainability</p>	<p>Companies with sustainable and durable business models.</p>
 <p>Quality</p>	<p>Superior quality businesses as demonstrated by Competitive edge, Pricing power, ROE, FCF. Good quality and competent management teams.</p>
 <p>Growth</p>	<p>Business that can deliver superior growth over medium term to long term.</p>
 <p>Price</p>	<p>Ability to invest at reasonable valuations. Fair value approach to valuations. Focus on economic value of business.</p>

Statutory Details: Renaissance Investment Mangers Private Limited (“RIMPL”) is registered under SEBI (Portfolio Managers) Regulations, 1993 as a Portfolio Manager vide Registration No. INP000005455. RIMPL is also an Investment Manager to Renaissance Alternate Investment Fund – Category III which is registered with SEBI as Alternate Investment Fund under SEBI (Alternative Investment Funds) Regulations, 2012 vide Registration No: IN/AIF3/18-19/0549.

Disclaimer: The Fund/strategy returns are of a Model Client. The performance related information provided herein is not verified by SEBI. The performance of the stock across individual portfolios may vary significantly from the data depicted above. Returns of individual client may differ depending on timing of entry and exit, timing of additional flows and redemptions, individual client mandates, specific portfolio construction characteristics or structural parameters which may have a bearing on individual portfolio performance. No claims may be made or entertained for any variances between the above performance depictions and that of the stock within individual client portfolios. Neither RIMPL, nor the Fund/Asset Management Company, its Directors, employees or Sponsors shall in any way be liable for any variation noticed in the returns of individual portfolios.

Performance of RIMPL shall have no bearing on the expected performance of the fund/strategy. Past performance of the financial products, instruments and the portfolio may or may not be sustained in future and should not be used as a basis for comparison with other investments. Fund/Strategy returns shown above are post fees & expenses. Clients are not being offered any guaranteed/assured returns. The stocks / sectors mentioned hereinabove should not be construed as an investment advice or a forecast of their expected future performance. These stocks / sectors may or may not form part of the portfolio in future.

Risk Factors: Investing in securities involves certain risks and considerations associated generally with making investments in securities. The value of the portfolio investments may be affected generally by factors affecting financial markets, such as price and volume, volatility in interest rates, currency exchange rates, changes in regulatory and administrative policies of the Government or any other appropriate authority (including tax laws) or other political and economic developments. Consequently, there can be no assurance that the objective of the Portfolio would be achieved. Prospective investors are advised to review the Disclosure Document, PPM and/or, Client Agreement, and other related documents carefully and in its entirety and consult their legal, tax and financial advisors to determine possible legal, tax and financial or any other consequences of investing under this Portfolio, before making an investment decision. RIMPL is not liable or responsible for any loss or shortfall resulting from the operation of the scheme. This document represents the views of Renaissance Investment Mangers Private Limited and must not be taken as the basis for an investment decision. Neither Renaissance Investment Mangers Private Limited nor its affiliates, its Directors or associates shall be liable for any damages including lost revenue or lost profits that may arise from the use of the information contained herein. No representation or warranty is made as to the accuracy, completeness or fairness of the information and opinions contained herein. RIMPL reserves the right to make modifications and alterations to this statement as may be required from time to time.